

CLG2015~18A-T LIUGONG

FORKLIFT



Guangxi LiuGong Machinery Co.,Ltd.
No. 1 Liutai Road, Liuzhou, Guangxi.
545007
PR China
T: +86 0772 3886124
E: overseas@liugong.com
HQ: www.liugong.com
MH: www.lgforklift.cn

Like and follow us:



LIUGONG 102018-ENG

The LiuGong series of logos herein, including but not limited to word marks, device marks, letter of alphabet marks and combination marks, as the registered trademarks of Guangxi LiuGong Group Co., Ltd. are used by Guangxi LiuGong Machinery Co., Ltd. with legal permission, and shall not be used without permission. Specifications and designs are subject to change without notice. Illustrations and pictures may include optional equipment and may not include all standard equipment. Equipment and options varies by regional availability.

TOUGH WORLD. TOUGH EQUIPMENT.

MAXIMIZE YOUR RETURN ON INVESTMENT

LiuGong's **customer-driven** design and **quality-focused** engineering creates lasting value that will deliver to your bottom line.

DEPENDABLE POWER

Unmatched performance driven by the World-Class Controller and Motor.

ERGONOMIC

Widen operating space and reasonable design can give the operator better experience.



COMFORTABLE

The full hydraulic steering system allows for smooth steering in an ergonomic seating posture, hence improved operator's comfort.

HIGH EFFICIENCY

Newly optimized hydraulic system provides excellent lifting speed, assisting you to finish work efficiently and safely.

GOOD VIEW

The mast and overhead guard are designed for wider view, as well as operator's comfort and safety.



MAINTAINING

The rear hood with big angle for easy to maintain.



PARTS

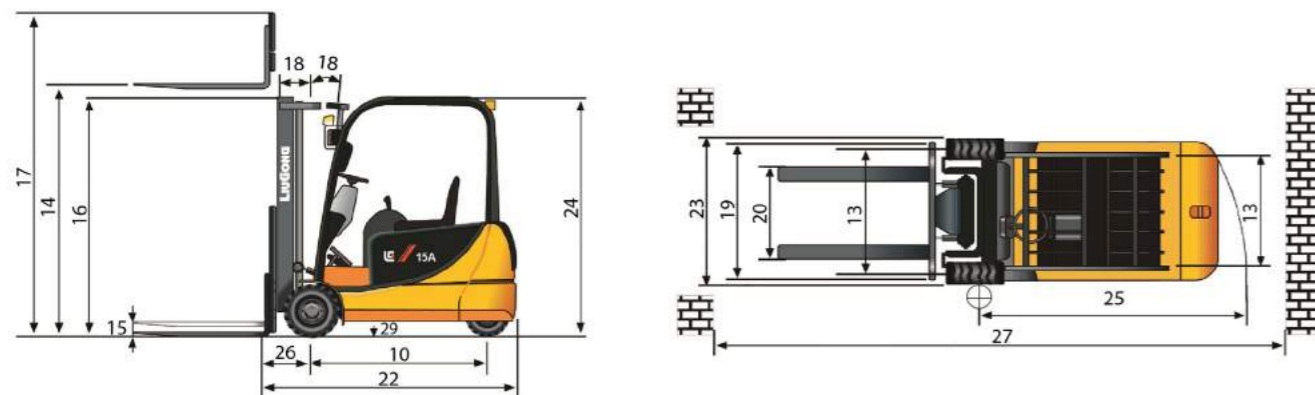
Using genuine LiuGong parts is key to keeping your costs low and your machine in top working order. Our extensive support network is always there when you need it, to maximize your business profitability.

AFTER SALES SERVICE

As a customer of LiuGong you can feel confident that our dealers and regional offices will be there to support you with training, service and maintenance needed throughout the life of your machine.

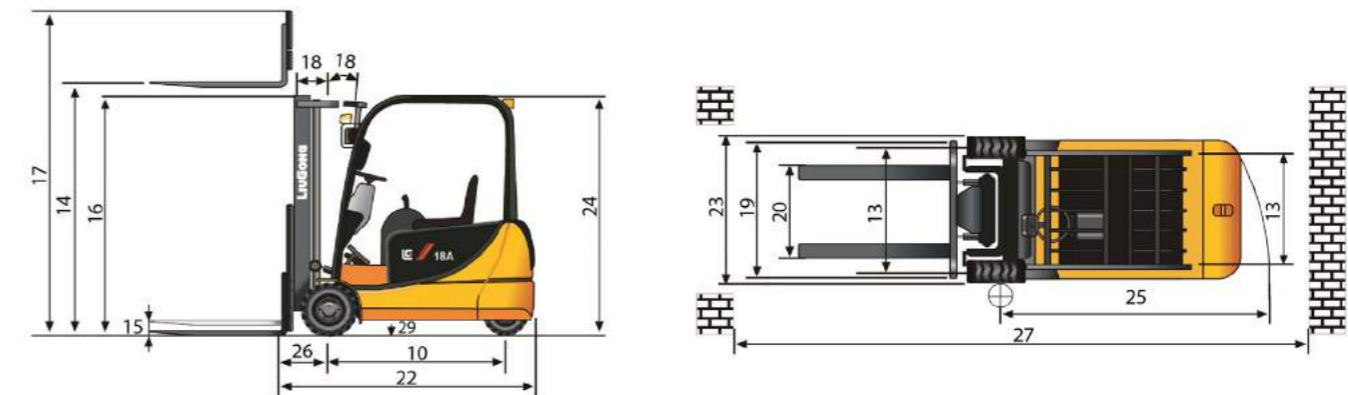
SPECIFICATION

General	Model	1		CLG2015A-T
	Power Type	2		Electric
	Base Capacity	3	@ rated load center	kg 1,500
	Load Center	4		mm 500
Weights	Service Weight	5	unloaded with minimum weight battery	kg 3,050
	Axle Load	6	loaded, front / rear	kg 3,992 / 1,522
		7	unloaded, front / rear	kg 558 / 1,528
Tires	Tires	8	Tire Type	Pneumatic
	Wheels	9	front / rear	2 / 2
	Wheelbase	10		mm 1,340
	Tire Size	11	front	18x7-8
		12	rear	15x4.5-8
Mast	Tread Width	13	front / rear	925 / 180
	Max. Fork Height	14	with std 2 - stage mast	mm 3,000
	Freelift	15	with std 2 - stage mast	mm 135
	Height, Upright Lowered	16	with std 2 - stage mast	mm 2,045
	Height, Upright Extended	17	with std 2 - stage mast	mm 4,090
	Mast Tilt, Fwd / Back	18	with std 2 - stage mast	deg 6° / 7°
	Carriage	19	width	mm 1,040
	Fork Spread	20	minimum / maximum	mm 222 / 1,010
	Fork Dimensions	21	T x W x L	mm 35 x 100 x 920
	Length to Fork Face	22	with std 2 - stage mast	mm 1,935
	Overall Width	23		mm 1,110
Chassis	Overhead Guard Height	24		mm 2,025
	Turning Radius	25	minimum outside	mm 1,550
	Fork Overhang	26	with std 2 - stage mast	mm 385
	Right Angle Stack	27	add load length and clearance	mm 3,135
	Ground Clearance	28	minimum loaded	mm 60
		29	center of wheelbase	mm 105
	Battery Compartment	30	length / width / height	mm 565 / 830 / 675
	Travel Speed	31	loaded / unloaded	kph 15 / 15
	Lift Speed	32	loaded / unloaded	m/s 0.35 / 0.50
	Lower Speed	33	loaded / unloaded	m/s 0.50 / 0.40
Performance	Max. Drawbar Pull	34	5 min. rating	kg 1,275
		35	60 min. rating	kg 316
	Max. Gradeability	36	5 min. rating	% 20
Systems	Controllers	37	drive / hydraulic (make, type)	SME, AC
	Motors	38	drive output (60 min. rating)	kW 13
		39	hydraulic output (15 min. rating)	kW 15
	Battery	40	type	Lead Acid
		41	voltage	48
		42	max. capacity (6 hour rating)	Ah 480
		43	weight, minimum / maximum	kg 760 / 920



SPECIFICATION

General	Model	1		CLG2018A-T
	Power Type	2		Electric
	Base Capacity	3	@ rated load center	kg 1,800
	Load Center	4		mm 500
Weights	Service Weight	5	unloaded with minimum weight battery	kg 3,300
	Axle Load	6	loaded, front / rear	kg 4,507 / 1,549
		7	unloaded, front / rear	kg 593 / 1,751
Tires	Tires	8	Tire Type	Pneumatic
	Wheels	9	front / rear	2 / 2
	Wheelbase	10		mm 1,340
	Tire Size	11	front	200/50-10
		12	rear	15x4.5-8
Mast	Tread Width	13	front / rear	915 / 180
	Max. Fork Height	14	with std 2 - stage mast	mm 3,000
	Freelift	15	with std 2 - stage mast	mm 135
	Height, Upright Lowered	16	with std 2 - stage mast	mm 2,045
	Height, Upright Extended	17	with std 2 - stage mast	mm 4,090
	Mast Tilt, Fwd / Back	18	with std 2 - stage mast	deg 6° / 7°
	Carriage	19	width	mm 1,040
	Fork Spread	20	minimum / maximum	mm 222 / 1,010
	Fork Dimensions	21	T x W x L	mm 35 x 100 x 920
	Length to Fork Face	22	with std 2 - stage mast	mm 1,970
	Overall Width	23		mm 1,110
Chassis	Overhead Guard Height	24		mm 2,025
	Turning Radius	25	minimum outside	mm 1,605
	Fork Overhang	26	with std 2 - stage mast	mm 385
	Right Angle Stack	27	add load length and clearance	mm 3,190
	Ground Clearance	28	minimum loaded	mm 60
		29	center of wheelbase	mm 105
	Battery Compartment	30	length / width / height	mm 565 / 830 / 675
	Travel Speed	31	loaded / unloaded	kph 15 / 15
	Lift Speed	32	loaded / unloaded	m/s 0.35 / 0.50
	Lower Speed	33	loaded / unloaded	m/s 0.50 / 0.40
Performance	Max. Drawbar Pull	34	5 min. rating	kg 1,275
		35	60 min. rating	kg 301
	Max. Gradeability	36	5 min. rating	% 20
Systems	Controllers	37	drive / hydraulic (make, type)	SME, AC
	Motors	38	drive output (60 min. rating)	kW 13
		39	hydraulic output (15 min. rating)	kW 15
	Battery	40	type	Lead Acid
		41	voltage	48
		42	max. capacity (6 hour rating)	Ah 540
		43	weight, minimum / maximum	kg 760 / 920

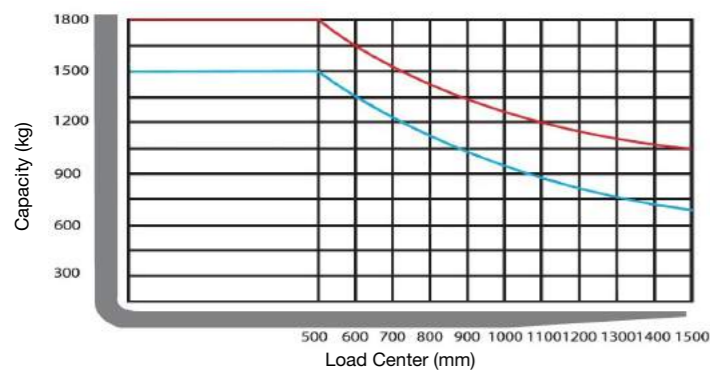


CAPACITY

Mast type	Maximum Fork Height (MFH)	Mast Overall Lowered Height (OAL)	Free Lift with Load Backrest	Mast Tilt Angle (F/B)	Rated Load Capacity				Total Weight with Standard Forks	
					With Standard Forks		With Sideshifter			
					CLG2015A-T	CLG2018A-T	CLG2015A-T	CLG2018A-T	CLG2015A-T	CLG2018A-T
	mm	mm	mm	degree	kg @ (500mm LC)		kg @ (500mm LC)		Kg	
Standard 2-Stage	3000	2055	135	6 / 7	1500	1800	1400	1600	3050	3300
	3300	2205	135	6 / 7	1500	1800	1400	1600	3070	3320
	3500	2305	135	6 / 7	1450	1800	1350	1600	3090	3340
	4000	2605	135	6 / 7	1300	1700	1250	1500	3115	3365
	4500	2855	135	6 / 7	1200	1580	1150	1350	3160	3410
5000		135	6 / 7							

Mast type	Maximum Fork Height (MFH)	Mast Overall Lowered Height (OAL)	Free Lift with Load Backrest*	Mast Tilt Angle (F/B)	Rated Load Capacity				Total Weight with Standard Forks	
					With Standard Forks		With Sideshifter			
					CLG2015A-T	CLG2018A-T	CLG2015A-T	CLG2018A-T	CLG2015A-T	CLG2018A-T
	mm	mm	mm	degree	kg @ (500mm LC)		kg @ (500mm LC)		Kg	
Full Free 2-Stage	2700	1920	830	6 / 7	1500	1800	1450	1600	3030	3280
	3000	2070	980	6 / 7	1500	1800	1400	1600	3050	3300
	3300	2220	1130	6 / 7	1500	1800	1400	1600	3070	3320
	3500	2320	1230	6 / 7	1450	1800	1350	1600	3090	3340
	4000	2620	1530	6 / 7	1300	1700	1250	1500	3115	3365

Mast type	Maximum Fork Height (MFH)	Mast Overall Lowered Height (OAL)	Free Lift with Load Backrest*	Mast Tilt Angle (F/B)	Rated Load Capacity				Total Weight with Standard Forks	
					With Standard Forks		With Sideshifter			
					CLG2015A-T	CLG2018A-T	CLG2015A-T	CLG2018A-T	CLG2015A-T	CLG2018A-T
	mm	mm	mm	degree	kg @ (500mm LC)		kg @ (500mm LC)		Kg	
Full Free 3-Stage	4500	2135	1045	6 / 6	1200	1450	1050	1300	3445	3695
	4800	2235	1145	6 / 6	1100	1300	950	1200	3465	3715
	5000	2295	1205	6 / 6	1000	1150	850	1100	3475	3725
	5500	2465	1375	3 / 6	800	900	650	750	3560	3810
	6000	2945	1855	3 / 6	550	600	400	450	3675	3890



Note:
Vertical axle stands for load capacity while horizontal axle stands for load center, Load center is the distance counted from the front of the fork.,The base point of the standard load is the center point of the cubic with the same 1000mm dimension in length, width and height. The load capacity should be down if mast tilt forward or using non-standard forks of loading goods with extra width. Please realize the different load capacity between different load centers according to load chart.

STANDARD CONFIGURATION

POWER SYSTEM

- SME controller
- Forceful motor
- One-speed transmission
- High strength drive axle
- Reliable steering axle

HYDRAULIC SYSTEM

- 2-funtion hydraulic valve
- Hydrostatic steering
- Oil filter for intake and return

ELECTRIC SYSTEM

- 48V/480,540Ah lead-acid batteries
- 3 phase 380V charger
- SBE 175 Connector
- Front flood lights
- Front steering lights
- Rear combination lights
- Buzzer for back off

UNDERCARRIAGE

- High strength frame
- 1 piece counterweight
- Tow pin
- Solid pneumatic drive tires
- Solid pneumatic steer tires

MAST

- 3.0M Standard 2-stage mast
- 1040mm Wide Class II carriage
- Load backrest
- 920mm long Class II pallet forks

OPERATOR STATION

- Overhead guard
- Locks for battery hood
- Vinyl cushion seat with seat belt
- Display fault code, working hour
- Tilt steering column
- Brake and accelerator pedals
- Hand parking
- Floor mat

OPTIONAL CONFIGURATION

POWER SYSTEM

- Curtis controller

HYDRAULIC SYSTEM

- 3-funtion hydraulic valve

ELECTRIC SYSTEM

- 48V/540Ah lead-acid battery
- REMA 160 connector
- Rear working light
- Amber warning light
- License plate light

UNDERCARRIAGE

- Solid pneumatic drive tires (Non-marking)
- Solid pneumatic steer tires (Non-marking)

MAST

- Full free 2-stage mast
- Full free 3-stage mast
- Longer Class II pallet forks

OPERATION STATION

- Enclosed cabin
- Heater for cabin
- Operator fan
- Fire extinguisher
- Anti-corrosion lifting and tilting cylinde
- Protective cover for tilt cylinde
- Master key
- Half-suspension vinyl seat(tiancheng)
- Grammer full-suspension vinyl seat